

2

My Family

Vocabulary


I will learn to name family members.



Song Time!



1 Listen, look, and say.



2 Play the acting game.

I will learn to ask and answer questions about family members.



Listen and sing. Then look at 1 and find.

I Love My Family



My family, my family!
I love my family.
See them in this picture.
They mean so much to me.

My family, my family!
I love my family.
I love them and they love me,
That's why we're family!



My father, my mother!
My sister, my brother!
We have so much fun.
They're number one.



Look at 3 and circle the correct answer.

- 1 grandfather / father 2 mother / sister
3 mother / brother 4 sister / brother



Look at 3. Ask and answer.



Who's he?

He's my grandfather.




Who's in your family? Who is in your friend's family? Are all families the same?

Story

I will read a story about family members.

⁴⁴
6 Listen and read. How many brothers? How many sisters?

A Big Family






7 Look at the story. Then circle.

- 1 She's my mother.
- 2 He's my father.
- 3 They're my brother and sister.



**THINK
BIG**

Who's missing?
Draw.



Language in Action

I will listen to a dialog about family members.



Listen and read. Then say.

Pam: Who are they?

John: She's my sister and he's my brother.

Pam: How many brothers and sisters do you have?

John: I have one sister and two brothers.



Look at 8. Role-play with a partner.



Listen and stick. Then say.


1




2



3



4



I will learn to use *How many... do you have? I have...*

How many brothers and sisters **do** you **have**?

I **have** one brother.

I **have** two sisters.



Listen and circle.


1



2



3



4



12

Ask and answer about your family.



How many brothers and sisters do you have?

I have two sisters.



I will learn to say who a person is.

49 13 Look, listen, and repeat. Then say.

brother sister father mother



1 boy



2 girl



3 man



4 woman

This is a boy. He's my brother.

50 14 Listen and point. How many boys and girls do you see? How many men and women do you see?



THINK
BIG

Is your teacher a man or a woman?

I will learn popular names around the world.





Look and listen.

Popular Names



16 Make a name tag. Cut and wear.



17 Ask and answer. Count the names in your class.

Name	How many?
Maria	3
Juan	4

Name	How many?
Isabella	2
Miguel	1



What are the most popular names in your class?

I will learn to use the sounds i, s, b, d.

⁵³
18 Listen, look, and repeat.

1 i

2 s


3 b

4 d

⁵⁴
19 Listen and find. Then say.



sit



in



dad



bat

⁵⁵
20 Listen and blend the sounds.

1 i-s is

2 p-i-n pin

3 b-a-d bad

4 d-i-p dip

5 s-a-d sad

6 i-t it

⁵⁶
21 Underline **i**, **s**, **b**, and **d**. Then listen and chant.

Don't sit, sit, sit
On a pin, pin, pin.
It's bad, bad, bad
To sit on a pin!



I will learn to ask about helping my family.

58
22

Listen and read. Then circle.



1 Pam helps her **brother** / **sister**.



2 Tommy helps his **brother** / **sister**.

23

Look at 22. Role-play with a partner.

THINK
BIG

How do you help your family?
Can you help more?



Project

24

Make an **I Can Help** poster.




60
25

Listen and ✓.

1 a



b



2 a




b



3 a




b



4 a



b



61
26

Listen and number.

a



b



c

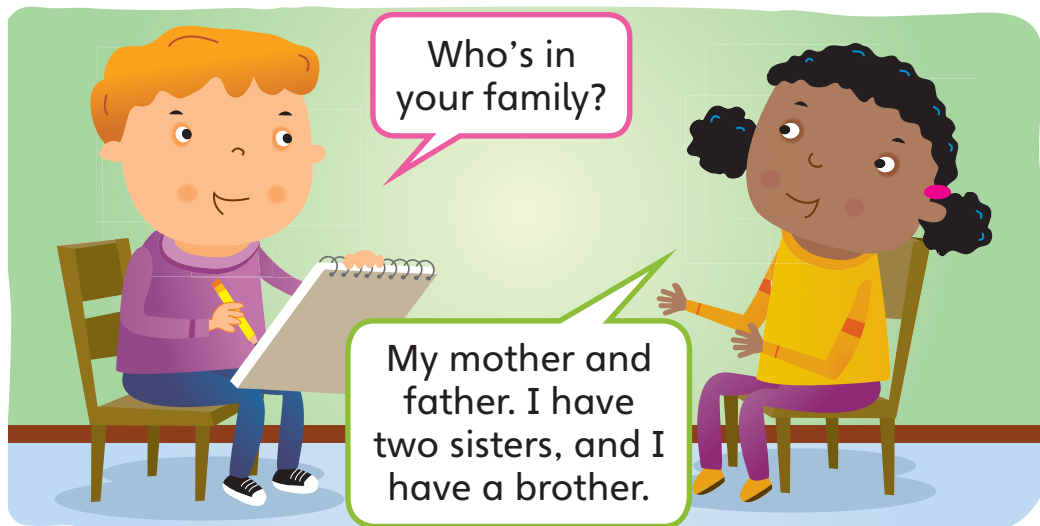


I Can

- use family words.



27 Work with a partner. Ask and answer. Then draw.



28 Play the game.

I Can

- say who is in my family.
- ask a classmate about their family.

